



FERNI

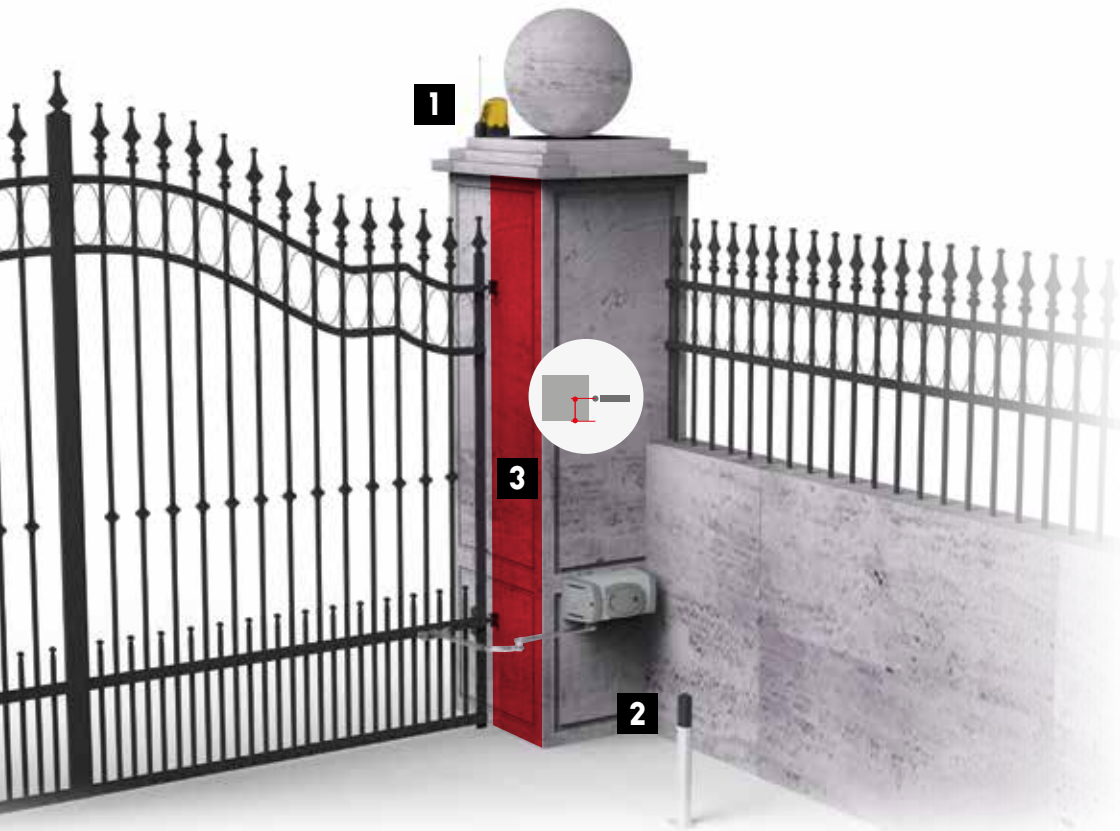
**IDEAL FOR
FITTING ONTO
LARGE GATE
POSTS.**

Gate leaves
of up to 4 m

CAME

[CAME.COM](https://www.came.com)






1
LED flashing light
low consumption

2
Inside photocell

3
C Max. Distance
between the post's
inside surface
and the gate's
rotating axis

VERSATILE ON LARGE GATE POSTS.

Ferni it is easy to apply to single gate leaves measuring up to 4 m (13 ft), onto large gate posts, where the centre distance between the front of the post and the gate's hinge may be considerable, even up to 30 cm (1.5 in).



THE ADVANTAGES OF CAME'S **FERNI**

- Innovative design for a product engineered and built to meet market needs.
- Sleek, solid, modern, anodized aluminum casing.
- The standard, folding drive arm can be replaced by the straight drive arm when lack of space is an issue.
- Easy to reach release hatch.
- Highly resistant to weathering.
- Made to be easily installed and connected it also features versatile limit-switches.
- A version with 18 seconds of maneuvering time is also available.

24 VOLT VERSION

- Both the **24 V DC** and the **230 V AC** models are EN tested and have encoder controlled electronics.



THE "DOUBLE FACE" OPERATOR

Exclusive limit-switch "double face" system to make installation and settings even more practical and user-friendly. Depending on where the gearmotor is fitted (onto the right or left post), the grouping of micro-switches can then be fitted in the most suitable position.

SIMPLY PRACTICAL

No masonry work or removal of gate leaf needed when mounting; it perfectly adapts to installation needs. A jointed arm is standard issue, but a special straight arm is also available for installing when walls or fences are very close to the gate.

TOTAL CONTROL

- Safe control of the gate leaf movement and of the slow-down phases with encoder technology that precisely detects any obstruction in the gate leaf's path.
- Self-diagnosis of the safety devices, such as the photocells, before the gate even moves.

SIMPLIFIED INSTALLATION

The utter versatility and special characteristics of this operator make each phase of professional installers much easier, user-friendly, accurate, especially when retrofitting.

- One single four-conductor cable to manage the power supply and slow-downs.
- Memorizes transmitters with different codes (up to 250 users).
- The control panel features a feature programming display, where foresee.

FERNI TECHNOLOGY



GUARANTEED 24 VOLTS

The 24 V DC gearmotors are designed for intensive duty and are guaranteed to work even during power outages. This icon also means that a product is powered by low voltage.



EN TESTED SAFETY

This operator is tested in conformity with European Standards on impact forces.



CAME CONNECT

This product can be remotely controlled via CAME Connect Cloud-technology.



ENCODER

Gearmotor or operator with Encoder.

READ UP AT CAME.COM ABOUT THE FULL RANGE OF CAME OPERATORS AND ACCESSORIES



TRANSMITTERS



PHOTOCELLS



KEY-SWITCH
SELECTOR



12 KEYPAD
SELECTOR

Came is a market leading home, industrial, and special technological projects automation manufacturing company. A full range of household solutions: from operators for gates and garage doors, to shutter and awning winding motors, and even home automation control, to burglar proof and video entry systems. Technology and reliability to serve your business, thanks to solutions designed for powering large industrial doors, automatic doors, street barriers, turnstiles, access control systems and parking facilities.

CAME.COM

CAME AUTOMATED OPERATORS AND ACCESS CONTROL

SLIDING GATE OPERATORS



SWING GATE OPERATORS



AUTOMATED OPERATORS FOR SECTIONAL AND GARAGE DOORS



AUTOMATIC STREET BARRIERS



OPERATORS FOR INDUSTRIAL ENTRANCES



AUTOMATED OPERATORS FOR ROLLER SHUTTERS



AUTOMATIC TURNSTILES AND ACCESS CONTROL



AUTOMATIC PARKING SYSTEMS



ACCESSORIES



COMPLETE SYSTEMS



CUSTOM ELECTRONICS TO MEET YOUR NEEDS!

Ferni is available with motor at 230 V AC and 24 V DC versions.

The table shows the main characteristics of the control panels, matched to the gearmotors.



CONTROL BOARD / CONTROL PANEL

	ZA3P	ZM3E	ZLJ24	ZLJ14
SAFETY				
SELF-DIAGNOSING safety decives	■	■	■	■
PRE-FLASHING when opening and closing	■	■	■	■
REOPENING during closing	■	■	■	■
RECLOSING during opening	■	■	■	■
Obstruction WAIT		■	■	■
TOTAL STOP	■	■	■	■
PARTIAL STOP	■	■	■	■
OBSTRUCTION DETECTION in front of photocells	■	■	■	■
ENCODER		■	■	■
MOVEMENT CONTROLLING and OBSTRUCTION DETECTING device		■	■	■
AMPEROMETRIC DETECTION			■	■
COMMAND				
PEDESTRIAN OPENING 1 leaf		■	■	■
PARTIAL OPENING 1 leaf	■	■	■	■
OPEN ONLY from transmitter and/or from button	■	■	■	■
ONLY OPEN or ONLY CLOSE button connection	■	■	■	■
OPEN-STOP-CLOSE-STOP from the transmitter and/or button	■	■	■	■
OPEN-CLOSE-INVERT from the transmitter and/or button	■	■	■	■
MAINTAINED ACTION from button	■	■	■	■
DELAYED OPENING 1st leaf	■	■	■	
DELAYED OPENING 2nd leaf	■	■	■	
CHARACTERISTICS				
FLASHING LIGHT connection	■	■	■	■
CYCLE LIGHT connection	■	■	■	■
COURTESY LIGHT connection	■	■	■	■
Antenna connection	■	■	■	■
OPEN ALERT LIGHT connection	■	■	■	■
Contact output for 2nd RADIO CHANNEL	■	■	■	■
OPERATING TIME adjusting	■	■	■	■
SELF-LEARNING of the transmitter's RADIO CODE	■	■	■	■
Connection for the ELECTRIC LOCK and/or RAMMING	■	■	■	■
Adjustable AUTOMATIC RECLOSING TIME	■	■	■	■
OPENING and/or CLOSING slow downs	■	■	■	■
EMERGENCY BATTERY operation (optional)			■	■
TRAVEL and SLOW DOWN SPEEDS adjustable*	■	■	■	■
DISPLAY		■	■	■
Self-learning of the opening and closing gate-travel		■	■	■
CAME Connect		■	■	
Designed to fit RIO System 2.0				
CRP control		■	■	
ENERGY SAVINGS control (001RGP1)				

NOTES: * 002ZA3P, 002ZM3E only slow-down speed.

■ 230 V AC ■ 24 V DC

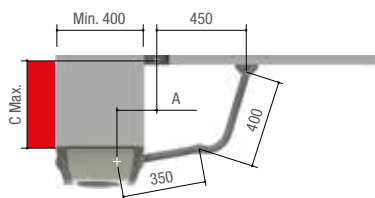
FERNI TECHNOLOGY

				
PRODUCT				
FE40230V			■	
ZM3E				■
FE40230		■	■	
ZM3E		■		■
FE4024	■	■	■	
FE4024V	■	■	■	
ZLJ14	■	■		
ZLJ24	■	■		■
LB90	■			
LB180	■			

The table here above, shows **only** products associated to the mentioned **CAME technologies**. All other range products are listed on the General Catalogue.

002LB90 - 002LB180 - Two 12 V - 7 Ah batteries (not supplied), on the 001FE4024 and the 001FE4024V fit a suitable, external battery rack. WARNING: 001FE40230V + 002ZM3E are not tested in compliance with standards EN12453 - EN 12445.

DIMENSIONS (MM)



APPLICATION DIMENSION (MM)

MODELS	FE40230 · FE40230V · FE4024 · FE4024V		
LEAF OPENING (°)	A	C Max.	
90	110	300	
90	150	380	

OPERATING LIMITS

MODELS	FE40230 · FE40230V · FE4024 · FE4024V					
Max. width of leaf (m)	4 *	3,5 *	3	2,5 *	2	-
Max. weight of leaf (kg)	400	450	500	600	800	-

MODELS	FE40230 · FE4024 (with the 001FERNI-BDX and the 001FERNI-BSX drive arm)					
Max. width of leaf (m)	-	-	-	2,5 *	2	1,5
Max. weight of leaf (kg)	-	-	-	300	500	500

NOTES: * It is obligatory to fit an electric lock on the gate leaf.

TECHNICAL CHARACTERISTICS

MODELS	FE40230	FE40230V	FE4024	FE4024V
Protection rating (IP)	44	44	44	44
Power supply (V - 50/60 Hz)	230 AC	230 AC	-	-
Power supply to motor (V)	230 AC 50/60 Hz	230 AC 50/60 Hz	24 DC	24 DC
Absorption (A)	1,2	1,3	7 Max.	5 Max.
Power (W)	140	150	130	150
Maneuvering time at 90° (s)	34	18	ADJUSTABLE	ADJUSTABLE
Duty/cycle (%)	30	30	HEAVY-DUTY	HEAVY-DUTY
Torque (Nm)	540	320	360	360
Operating temperature (°C)	-20 ÷ +55	-20 ÷ +55	-20 ÷ +55	-20 ÷ +55
Motor's heat protection (°C)	150	150	-	-

■ 230 V AC ■ 24 V DC



© KADENAE18 - 2018 - EN

CAME RESERVES THE RIGHT TO MAKE ANY CHANGES TO THIS DOCUMENT AT ANY TIME. EVEN PARTIAL REPRODUCTION IS PROHIBITED.



CAME S.p.A.
has the following Quality,
Environmental and Safety certifications:
UNI EN ISO 9001
UNI EN ISO 14001
BS OHSAS 18001

CAME

CAME S.p.A.
Via Martiri della Libertà, 15
31030 Dosson di Casier
Treviso - ITALY

CAME.COM