



FROG

**THE INVISIBLE
SOLUTION TO
POWER YOUR
GATE.**

Gate leaves
of up to 3,5 m

CAME 

[CAME.COM](https://www.came.com)






1
Low consumption
LED flashing light

2
Inside photocell

**BELOW-GROUND SOLUTION SUITABLE
FOR FITTING TO GATES IN SINGLE HOMES
AND APARTMENT BUILDINGS.**

Frog is the buried solution suggest for all swing gates measuring up to 3.5 m (11.5 ft) in length, per gate leaf. The concealed operator makes it ideal for modern elegantly designed gates. Its electromechanical movement is regular in all working situations, even the most extreme.




THE ADVANTAGES OF CAME'S **FROG**

- High degree of protection against weathering (IP67).
- System **automatically resets** after the gate is manually released.
- Can open up to 180° (with the FL-180 accessory).
- **FROG-AE and FROG-A24E** with encoder technology, tested in compliance with current regulatory standards.

- Special steel foundation box with rustproof coating.
- Adjustable built-in leaf stops.

24 VOLT VERSION

- The 24 V DC versions can operate in emergency mode during power outages.



DESIGNED TO WITHSTAND ANYTHING

The rust-proofed stainless-steel foundation box, and cataphoresis treatment, give this product a high degree of durability over time (it is also available in AISI 304). The IP67 protection rating makes it extremely functional, thanks to its impermeability, even the worst of conditions.

BEFORE IS BETTER

The radio-frequency version needs no hard-wired connection. This makes it much simpler to link the selector to the system. It is ideal in contexts where laying cables is problematic. It comes in two versions, the 433.92 MHz and the 868.35 MHz versions. It can store up to 25 user combinations, as well as the installer's password for accessing the programming.

SPECIAL OPENINGS

To better exploit entry and exit areas, our catalog also offers special levers so the gate can rotate 180°.

TOTAL CONTROL

The encoder electronics ensure safe movement of the gate leaf even during slow downs, as it detects any obstructions during movement. The control panel runs regular self-diagnosing checks of the safety devices (that is, photocells and sensitive safety edges) before the gate even moves (only for the ZM3E).

FROG TECHNOLOGY



GUARANTEED 24 VOLTS

The 24 V DC gearmotors are designed for intensive duty and are guaranteed to work even during power outages. This icon also means that a product is powered by low voltage.



EN TESTED SAFETY

This operator is tested in conformity with European Standards on impact forces.



CAME CONNECT

This product can be remotely controlled via CAME Connect Cloud-technology.



ENCODER

Gearmotor or operator with Encoder.

READ UP AT CAME.COM ABOUT THE FULL RANGE OF CAME OPERATORS AND ACCESSORIES



TRANSMITTERS



PHOTOCELLS



KEY-SWITCH
SELECTOR



12 KEYPAD
SELECTOR

Came is a market leading home, industrial, and special technological projects automation manufacturing company. A full range of household solutions: from operators for gates and garage doors, to shutter and awning winding motors, and even home automation control, to burglar proof and video entry systems. Technology and reliability to serve your business, thanks to solutions designed for powering large industrial doors, automatic doors, street barriers, turnstiles, access control systems and parking facilities.

CAME.COM

CAME AUTOMATED OPERATORS AND ACCESS CONTROL

SLIDING GATE OPERATORS



SWING GATE OPERATORS



AUTOMATED OPERATORS FOR SECTIONAL AND GARAGE DOORS



AUTOMATIC STREET BARRIERS



OPERATORS FOR INDUSTRIAL ENTRANCES



AUTOMATED OPERATORS FOR ROLLER SHUTTERS



AUTOMATIC TURNSTILES AND ACCESS CONTROL



AUTOMATIC PARKING SYSTEMS



ACCESSORIES



COMPLETE SYSTEMS



CUSTOMIZED ELECTRONICS FOR YOUR NEEDS!

Frog is available with motor at 230 V AC and 24 V DC versions.

The table shows the main characteristics of the control panels, matched to the gearmotors.





CONTROL BOARD / CONTROL PANEL

	ZA3P	ZM3E	ZLJ24	ZLJ14	ZL170N	ZL19N
SAFETY						
SELF-DIAGNOSING safety devices		■	■	■		■
PRE-FLASHING when opening and closing	■	■	■	■		■
REOPENING during closing	■	■	■	■	■	■
RECLOSED during opening	■	■	■	■		
Obstruction WAIT	■	■	■	■		
TOTAL STOP		■	■	■	■	■
PARTIAL STOP	■	■	■	■	■	■
OBSTRUCTION DETECTION in front of photocells	■	■	■	■	■	■
ENCODER	■	■	■	■		
MOVEMENT CONTROLLING and OBSTRUCTION DETECTING device		■	■	■		
AMPEROMETRIC DETECTION			■	■	■	■
COMMAND						
PEDESTRIAN OPENING 1 leaf		■	■	■		■
PARTIAL OPENING 1 leaf	■	■	■	■		
OPEN ONLY from transmitter and/or from button	■	■	■	■	■	■
ONLY OPEN or ONLY CLOSE button connection	■	■	■	■	■	■
OPEN-STOP-CLOSE-STOP from the transmitter and/or button	■	■	■	■	■	■
OPEN-CLOSE-INVERT from the transmitter and/or button	■	■	■	■	■	■
MAINTAINED ACTION from button	■	■	■	■	■	■
DELAYED OPENING 1st leaf	■	■	■			■
DELAYED OPENING 2nd leaf	■	■	■			■
CHARACTERISTICS						
FLASHING LIGHT connection	■	■	■	■	■	■
CYCLE LIGHT connection	■	■	■	■	■	■
COURTESY LIGHT connection	■	■	■	■		
Antenna connection	■	■	■	■	■	■
OPEN ALERT LIGHT connection	■	■	■	■	■	■
Contact output for 2nd RADIO CHANNEL	■	■	■	■	■	■
OPERATING TIME adjusting	■	■	■	■	■	
SELF-LEARNING of the transmitter's RADIO CODE	■	■	■	■	■	■
Connection for the ELECTRIC LOCK and/or RAMMING	■	■	■	■	■	■
Adjustable AUTOMATIC RECLOSED TIME	■	■	■	■	■	■
OPENING and/or CLOSING slow downs	■	■	■	■	■	■
EMERGENCY BATTERY operation (optional)			■	■	■	■
TRAVEL and SLOW DOWN SPEEDS adjustable*	■	■	■	■	■	■
DISPLAY		■	■	■		
Self-learning of the opening and closing gate-travel		■	■	■		
CAME Connect		■	■			
Designed to fit RIO System 2.0						
CRP control		■	■			
ENERGY SAVINGS control (001RGP1)						

NOTES: * 002ZA3P, 002ZM3E only slow-down speed.

■ 120 - 230 V AC ■ 24 V DC


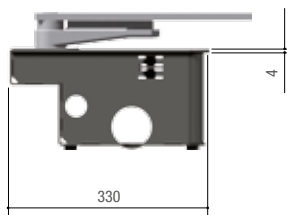
FROG TECHNOLOGY

				
PRODUCT				
FROG-AE		■	■	
ZM3E		■		■
FROG-A24	■	■		
FROG-A24E	■	■	■	
ZL170N	■	■		
ZL19N	■	■		
ZLJ14	■	■		
ZLJ24	■	■		■

The table here above, shows **only** products associated to the mentioned **CAME technologies**. All other range products are listed on the General Catalogue.

002LB90 - 002LB180 - Two 12 V - 1,2 Ah or 7 Ah batteries (not supplied), on the 002ZLJ14 and the 002ZLJ24 fit a suitable outer brace. 002LB18 - With three 12 V - 6 Ah batteries there is a battery rack inside. 001FL-180 - 001A4370 - Accessories for 2-m long gate leaves.

DIMENSIONS (MM)



OPERATING LIMITS

MODELS	FROG-AV			
Max. width of leaf (m)	-	-	-	1,3
Max. weight of leaf (kg)	-	-	-	300

MODELS	FROG-A · FROG-AE			
Max. width of leaf (m)	*3,5	*2,5	2	-
Max. weight of leaf (kg)	400	600	800	-

MODELS	FROG-A24 · FROG-A24E			
Max. width of leaf (m)	*3,5	*2,5	2	-
Max. weight of leaf (kg)	400	600	800	-

NOTES: * We suggest fitting an electric lock onto the gate leaf.

TECHNICAL CHARACTERISTICS

MODELS	FROG-AE	FROG-A	FROG-AV	FROG-A24	FROG-A24E
Protection rating (IP)	67	67	67	67	67
Power supply (V - 50/60 Hz)	230 AC	230 AC	230 AC	-	-
Power supply to motor (V)	230 AC 50/60 Hz	230 AC 50/60 Hz	230 AC 50/60 Hz	24 DC	24 DC
Absorption (A)	1,9	1,9	2,5	15 Max.	15 Max.
Power (W)	200	200	300	180	180
Maneuvering time at 90° (s)	18	18	9	ADJUSTABLE	ADJUSTABLE
Duty/cycle (%)	30	30	30	HEAVY-DUTY	HEAVY-DUTY
Torque (Nm)	320	320	240	320	320
Operating temperature (°C)	-20 ÷ +55	-20 ÷ +55	-20 ÷ +55	-20 ÷ +55	-20 ÷ +55
Motor's heat protection (°C)	150	150	150	-	-

■ 230 V AC ■ 24 V DC



© KADENANE18 - 2018 - EN

CAME RESERVES THE RIGHT TO MAKE ANY CHANGES TO THIS DOCUMENT AT ANY TIME. EVEN PARTIAL REPRODUCTION IS PROHIBITED.



CAME S.p.A.
has the following Quality,
Environmental and Safety certifications:
UNI EN ISO 9001
UNI EN ISO 14001
BS OHSAS 18001

CAME

CAME S.p.A.
Via Martiri della Libertà, 15
31030 Dosson di Casier
Treviso - ITALY

CAME.COM